項	名　　稱	件　號	重　量	材質	尺　　寸	件數

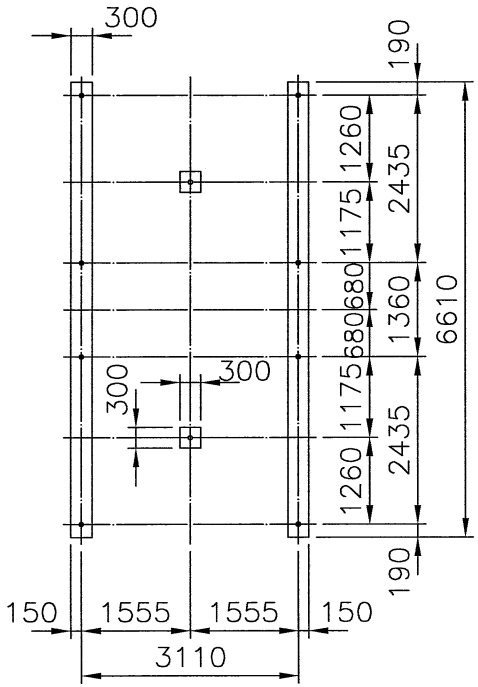

B VIEW S=1/110

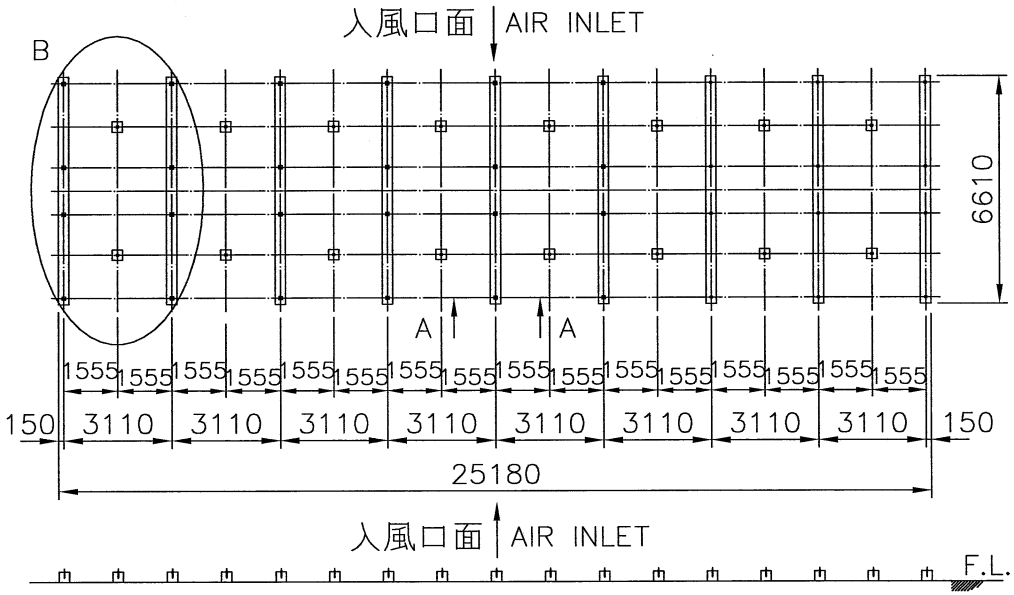

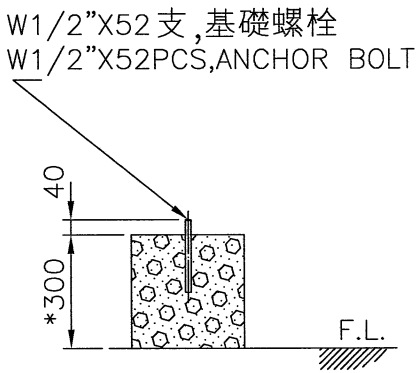

A–A SECTION

註:1. 本基礎台及尺寸,僅供客戶固定基礎螺栓施作參考.
2. 基礎台高度之平面,水平公差為±2mm
3. 基礎台高度不包含保溫層及防水層.
4. 若需安裝避震器及防震鐵架,基礎施作注意事項,
請洽本公司業務人員.
5.(*)設計基礎台高度,可依主管管徑調整高度.

REMARK:1.THIS FOUNDATION DRAWING IS FOR REFERENCE TO POSITION THE ANCHOR BOLTS WITHOUT ISOLATORS(SPRING MOUNTS).
2.THE LEVEL TOLERANCE OF FOUNDATION IS ±2mm.
3.THE HEIGHT OF FOUNDATION EXCLUDES THERMAL ISOLATOR AND WATER PROOF.
4.THIS DRAWING IS FOR NON–ISOLATOR TYPE FOUNDATION, FOR ISOLATOR TYPE FOUNDATION , PLEASE CONTACT YOUR LOCAL SALES ENGINEER FOR DETAILS.
5.(*)THE DESIGN OF FOUNDATION HEIGHT CAN BE ADJUSTED ACCORDING TO THE DIAMETER OF MAINPIPE.

137–02
B–TR1090C–C4.DWG

變更號碼	日期	變更	校對	核准	記　事　NOTE
圖名 TITLE	LCTR–1090C–C4				
	基礎圖 FOUNDATION				
核定	趙健明				MM　1/220　107·01·11
校對	潘信安	製圖	陳彥鈞		圖號 DWG NO.
良機實業股份有限公司 LIANG CHI INDUSTRY CO., LTD.					91–174–9301

A8-3-79