項	名　　稱	件　號	重　量	材質	尺　　寸	件數

註：本圖亦可使用於 LBC-W LBC-LN TYPE

NOTE: This drawing is used for LBC&LBC-W,LBC-LN

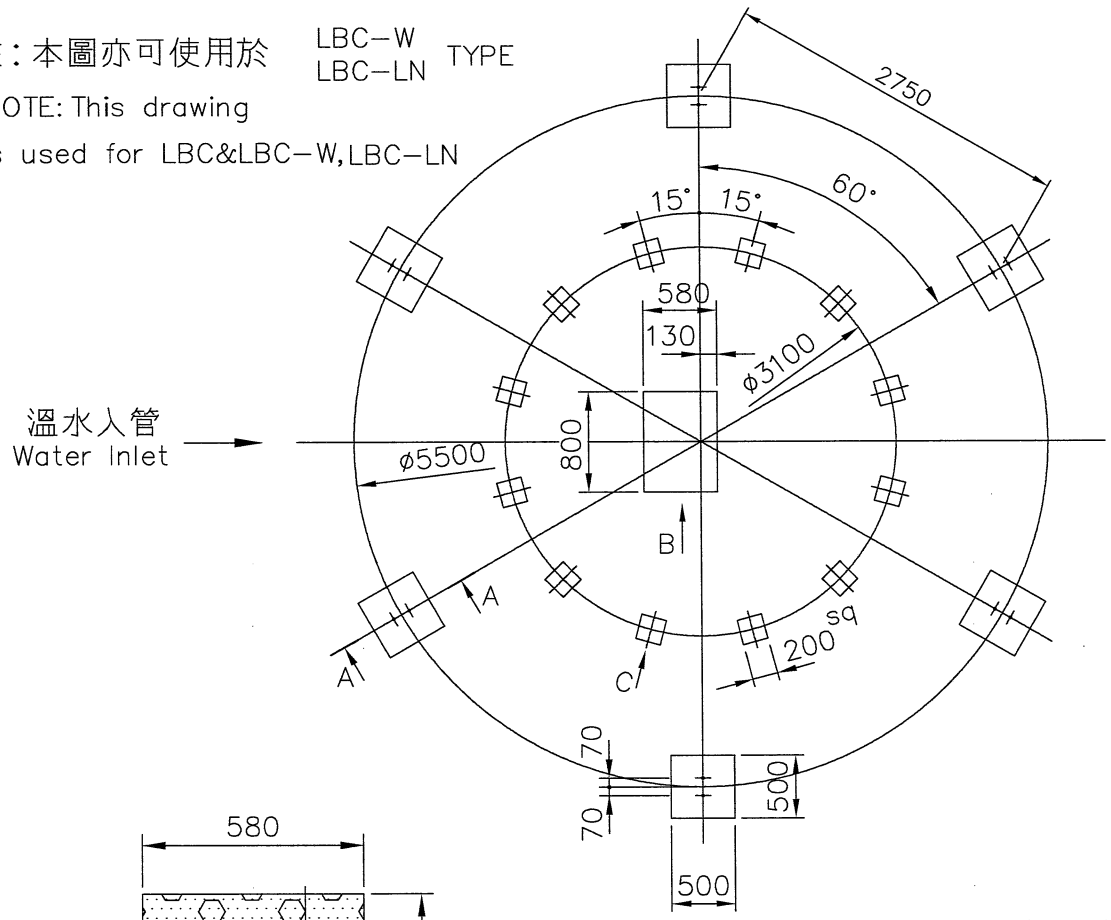

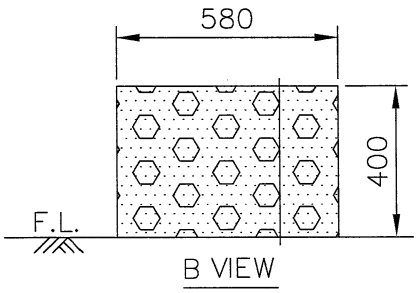

B VIEW

ø5/8"x12支,基礎螺栓
ø5/8"x12PCS,ANCHOR BOLT

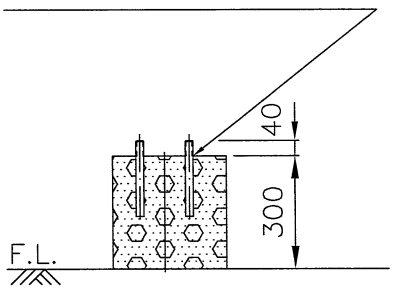

A-A SECTION

註: 1. 本基礎台及尺寸,僅供客戶固定基礎螺栓施作參考.
2. 基礎台高度之平面,水平公差為±2mm
3. 基礎台高度不包含保溫層及防水層.
4. 若需安裝避震器及防震鐵架,基礎施作注意事項,請洽本公司業務人員.

REMARK:
1. THIS FOUNDATION DRAWING IS FOR REFERENCE TO POSITION THE ANCHOR BOLTS WITHOUT ISOLATORS(SPRING MOUNTS).
2. THE LEVEL TOLERANCE OF FOUNDATION IS ±2mm.
3. THE HEIGHT OF FOUNDATION EXCLUDES THERMAL ISOLATOR AND WATER PROOF.
4. THIS DRAWING IS FOR NON-ISOLATOR TYPE FOUNDATION, FOR ISOLATOR TYPE FOUNDATION , PLEASE CONTACT YOUR LOCAL SALES ENGINEER FOR DETAILS.

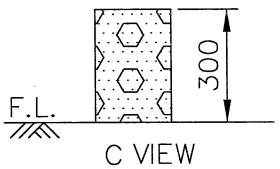

C VIEW

變更號碼	日期	變更	校對	核准	記　事 NOTE
圖名 TITLE	LBC-ABS-500 基礎台詳細圖 FOUNDATION DETAIL				
核定	蕭健明				MM 1/60 105·01·18
校對	李俞鴻	製圖	徐志宗		圖號 DWG NO.
良機實業股份有限公司 LIANG CHI INDUSTRY CO., LTD.					134-04 B-A500.DWG 11-164-8745

A1-11-18